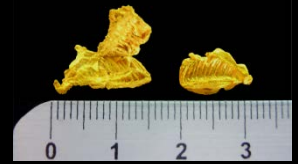




- Gold and silver in the Americas
- Strong and experienced Board of Directors
- Exceptional technical team, all invested in company
- Tightly held stock
- 100% ownership of Castelo de Sonhos gold project

TSG
TSX.V



NI 43-101 exploration target:

- **Drill-tested strike increased by >2km in 2016**
- **Infill drilling underway**
- **Updated resource Q2**
- **Scoping study Q3**

CASTELO DE SONHOS

- Southern Pará State, Brazil
- Paleo-placer: strong similarities to the Tarkwa Mine of Gold Fields
 - 16 km of mineralized conglomerate outcrop
 - Close to infrastructure, powerline, highway, labor force etc
 - Free gold, with high gravity recovery
- Simple metallurgy, open pit with relatively low capex
- Deposit remains open along strike and down-dip



DIRECTORS

Nicholas Appleyard
Chaparral Gold, International Minerals

Mark Jones III
Brazauro, Arequipa, Crown Resources

Brian Irwin
DuMoulin Black LLP

Leendert Krol
Newmont, Victoria Gold

Diane Garrett
Wellgreen Platinum, Romarco

Quinton Hennigh
Novo Resources

Carlos Vilhena
Pinheiro Neto Advogados

CAPITAL STRUCTURE

TSX Venture symbol: TSG

2Mar2017 share price: \$0.32

Outstanding shares: 138.4 million

52-week range: \$0.21 - 0.53

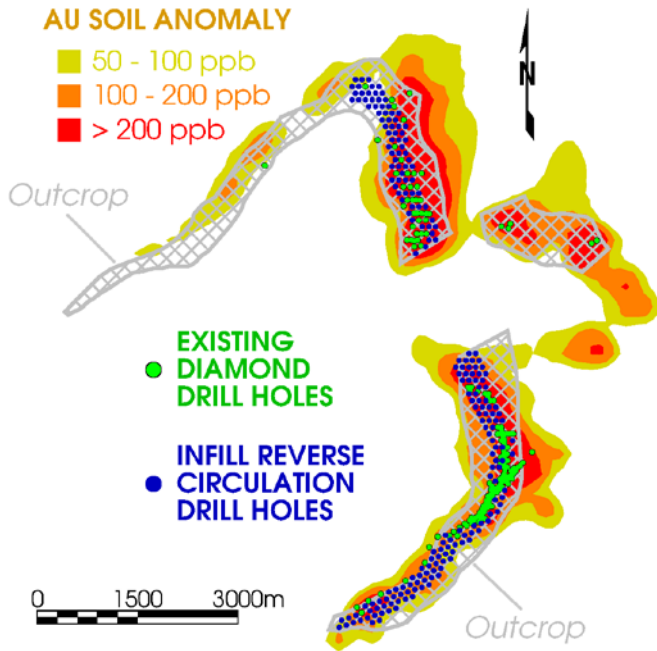
2Mar2017 market cap: \$43.6 million

Options: 13.6 million

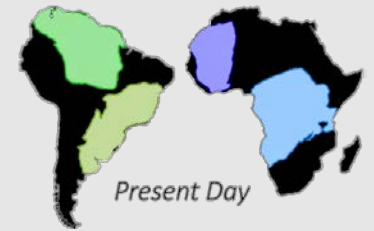
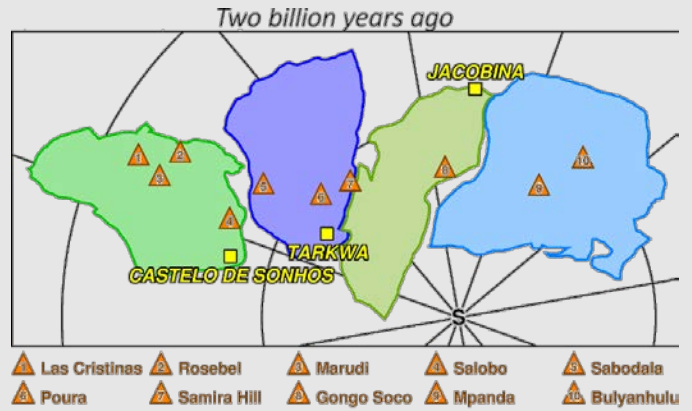
Warrants: 7.7 million

Fully diluted shares: 159.6 million

Castelo de Sonhos is a paleo-placer that hosts gold in the matrix of a quartz-pebble conglomerate which forms the crest of a plateau in southern Pará State, Brazil. It is a close cousin of Tarkwa, a mine operated by Gold Fields in Ghana. Both formed two billion years ago on an ancient super-continent known as Nuna.



Reconstruction of continental plates, looking toward South Pole, when major paleo-placers were deposited on the super-continent of Nuna (from Dr. Bruce Eglington, University of Saskatchewan).

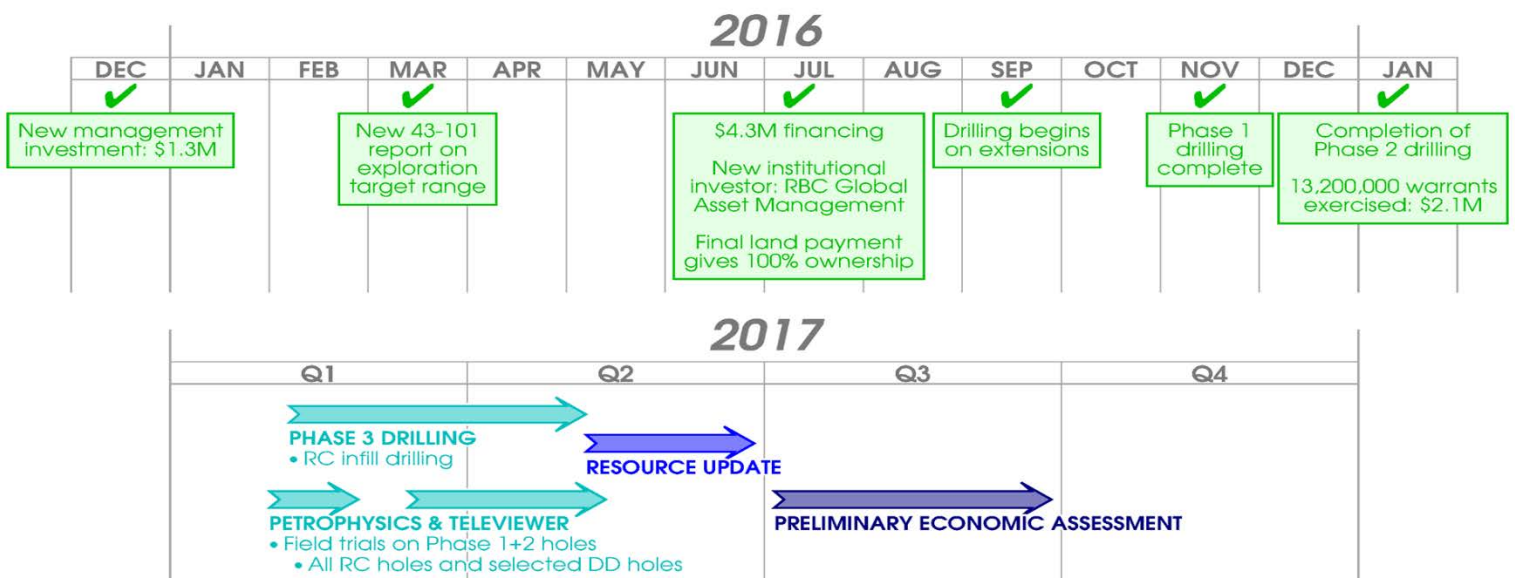


	Tarkwa	Castelo de Sonhos
Age	2.1 Ga	2.0 to 2.1 Ga
Ore band thickness	Up to 8 m	Up to 20 m
Open pit ore grade	1.2 g/t	1.3 – 1.6 g/t
Deposit size	~30 Moz Au	Not yet known

In March 2016, TriStar filed on SEDAR a 43-101 report on the exploration target range for CDS:

Tonnage:	50	–	84 Mt
Gold Grade:	1.3	–	1.6 g/t
Metal Content:	2.1	–	4.3 Moz

This is conceptual in nature and is not an estimate of mineral resources. There is no guarantee that the further drilling required to estimate a mineral resource will be done. Nor is there any guarantee, if further drilling and exploration are done, that the project's mineral resources will eventually reach this target range.



Mo Srivastava, Vice President of TriStar Gold, is the Qualified Person who supervised the preparation of the technical information contained in this presentation and approves its publication.